


Where Am I Going?



How Do I Get There?

SENIOR PLANNING HANDBOOK

Compliments of
Lutheran High School Parker Guidance Department

Dear Student,

We hope that this future planning handbook will assist you in your preparations for your next stage in life. Read it carefully. Follow it closely.

You Are Responsible For:

1. Researching information on colleges and scholarships, military, or careers.
2. Applying for and taking the necessary tests for admissions.
3. Maintaining the best grade point average possible.
4. Taking preparatory courses in high school.
5. Filling out applications completely and neatly.
6. Finding references, giving them three weeks notice, and reminding them of your deadlines.
7. Discovering and meeting all deadlines and requirements.
8. Following all Lutheran High procedures for submitting applications/transcripts.
9. Asking for help when you need it.

The Counseling Office Is Responsible For:

1. Providing literature and internet info upon request of the student.
2. Processing student requests for applications and transcripts within three weeks of the request.
3. Assisting the student with interpreting and understanding test scores, college, scholarship, military, and career literature.
4. Notifying the student of college workshops, test dates, college rep visitations, student GPA, class rank, and graduation requirements.
5. Directing the student to resources for more information.
6. Discussing choices and options with the student regarding his or her future.

Procedures For Submitting College/Scholarship Applications:

1. Get the application. (Colorado college applications are to be completed on line; out-of-state schools will need to be contacted by the student.)
2. Fill out the application completely and neatly (all sections requiring information from the student).
3. Fill out the autobiographical sketch of yourself. Make copies of it.
4. Ask 3 people to write recommendation letters for you. Give them a copy of your autobiographical sketch and give them a deadline. Tell them to whom to address their comments and give them a full address.
5. Fill out a transcript request form for LHSP.
6. Make application fee check payable to the college and paper clip it to the top of the first page of the application.

7. Give the counselor all of the following when you are finished:
 - An addressed brown, 9 x 12 envelope with 3 stamps.
 - Completed application except for counselor portion.
 - Check made payable to the college for application fee (if needed).
 - Your proofread essay if required.
 - Recommendation letters.
 - Request for transcript for that particular school/scholarship.
8. LHSP will mail the completed materials for you with your transcript and a school profile only if you have all of the above materials.
9. WE CANNOT GUARANTEE THAT TRANSCRIPTS OR APPLICATIONS WILL BE MAILED BEFORE JANUARY IF REQUESTED AFTER DECEMBER 3.

Advice From Alumni:

1. Send in applications early, preferably by the end of October.
2. Have others proofread your applications and essays before you send them.
3. Fill out as many scholarship applications as possible; don't be shy.
4. Take ACT/SAT test early. Retake it early in the fall of senior year.
5. Send in the FAFSA as soon as possible in January.
6. Visit the college before you select it.
7. Keep up good grades.
8. Make a calendar of deadlines; set your deadline one month before it is due.
9. Give teachers and counselor time to write recommendations (one month).
10. Give teachers and counselor specific notes on what to do; give them all the information they need about the college and yourself, including addresses and names.
11. Do much research about the colleges you are considering.
12. Decide what you want in a school first, (size, distance from home, programs, climate, etc., then look for it.)
13. Don't worry too much about declaring a major. Many people change it several times and you have time to explore after high school.
13. You are responsible to see that everything gets done; don't rely on a teacher or counselor. Check up on them. Remind them.
14. Surrender your future into God's hands. Pray for Him to be glorified and pursue your God-given passion.

Other Helpful Hints:

1. **The LHSP school CEEB code is 061-156.** Many applications ask for this.
2. Address: Lutheran High School Parker
11249 Newlin Gulch Blvd.
Parker, CO 80134
3. Counselor: Ms. Denise Noffze. 303-841-5551, x 2004

4. Select three schools for application: a “safe” school is one where you are guaranteed admission, a “hopeful” school is one where you desire to attend, and a “dream” school is one where you think you can’t make it, but you might!
5. Attend college workshops and college fairs. It is ideal if you and your parents can both attend, but someone from your family should go. It will relieve stress and it might save you dollars.
6. Read the resource books in the guidance office as well as check internet information.
7. Don’t hesitate about asking many questions. Boldly contact admissions officers.

Options For Life After High School:

Everyone needs training beyond high school. Choose the best option for you!!

A. Vocational, Technical and Career Schools

Short-term training or trades or occupations such as auto mechanics, computer technology, dog grooming, cosmetology, etc. Ask to see their job placement record for recent graduates and statistics on how many graduates passed licensing exams. Talk with graduates. Talk with businesses likely to hire their graduates. Contact the Better Business Bureau and look for complaints. Visit.

B. Community or Junior college

These two-year schools can be good stepping stones to a larger four-year school, especially if your high school grades or test scores are low. Be sure to contact your future four-year college to check their transfer policy and practices with the particular community college. That is, will my course work and credits transfer easily?

Tuition at these colleges are typically less expensive, sometimes half the cost. Course schedules are flexible, with day and evening classes offered for working students. Community college courses are also available to high school students 16 years or older to get a head start on college.

These two-year schools also offer various degrees (certificates, associate of applied science [AAS] toward a particular career). The degrees that allow entry to many jobs or transfer to a four-year program are the associate of arts [AA] or associate of science [AS]. Visit.

C. Four-year colleges/universities.

Consult the College Handbook for the college’s requirements in terms of test scores, GPA, and course work taken in high school. You can also contact the admissions office for information and/or the college’s website.

The guidance office area contains many catalogs and books with information about the colleges and universities in the United States. Visit.

D. Military service.

The military offers a young person a chance to serve, free training, travel opportunities, and excellent benefits. Their programs build discipline and maturity quickly. The three common avenues are 1) enlisting, 2) ROTC, and 3) military academies.

You can contact recruiters for information. Beware: recruiters can be high-pressure sales people. Don't sign anything without parental advice. If recruiters become nuisances, politely say you are not interested and ask for his or her name and branch of service.

www.airforce.com	(Air Force)
www.goarmy.com	(Army)
www.Marines.com	(Marines)
www.navy.com	(Navy)
www.uscg.mil/jobs	(Coast Guard)
www.1800goguard.com	(Air National Guard)
www.goang.af.mil	(Army National Guard)

ROTC scholarships are available for 2, 3, and 4 years. College costs are covered by the military in exchange for service after college. Students enter the military as commissioned officers.



www.afrotc.com	(Air Force)
www.armyrotc.com	(Army)
303-866-1990, ext. 306	(Navy)

The military academies offer an outstanding free education but competition is fierce (1,000 accepted for every 10,000 applicants). Strong leadership in sports and activities and being physically fit are musts. Life is very strict and regimented including summers. A military commitment for several years after graduation is expected. Visit.

E. Work

Some students, for various reasons, find that working after high school is a good idea. Some do it for family reasons, some for financial, some to buy time to make a better decision, and some to take a break from school.

The drawbacks can be that school never becomes inviting again and that money isn't really saved (that new car or apartment ate up any potential savings).



Choosing A College:

Christian colleges	www.ChristianCollegeMentor.org
Christian colleges	www.Christiancollegeguide.net
Colorado colleges	www.collegeincolorado.org (best!)
Peterson's Education Center	www.petersons.com
Princeton Review	www.princetonreview.com
College View	www.collegeview.com
College Edge	www.collegeedge.com
College Net	www.collegenet.com
College Guides	www.collegeguides.com
Trade and Voc Schools	www.overview.com/colleges/
Fishnet: The College Guide	http://mycollegeguide.org/
College Planning	www.studentaid.ed.gov
WICHE interstate college exchange	www.wiche.edu/sep/wue
Learning Disabilities	www.ericec.org
Campus Tours	www.campustours.com
College Board (SAT)	www.collegeboard.org

What's Important to Colleges?

Ideally, college admission departments want to fill their college's freshmen class with interesting, creative, and sensitive young people because students determine to a great degree the tone and atmosphere of the college. They are also attempting to match the student with the school's academic standards and workload, an important factor in seeking to create a good match. In a very general sense, the more academically selective a school is, the more closely the admissions team examines data other than GPA and test scores.

The majority of college admission representatives are eager to match you with their college only if you will both enjoy it and succeed at their institution. A mismatch between college and student can be costly to both. Colleges are also looking for high retention rates.

Colleges will look at a variety of traits, experiences and information in order to predict whether there will be a positive fit between the student and the college. Items considered are:

1. Admission test scores – ACT or SAT
2. GPA and/or class rank
3. Types of courses taken (challenging classes or easy classes)
4. Grades in college prep, honors and AP classes
5. Grades in all subject area
6. Essay or writing samples
7. Recommendation forms and letters
8. Special talents, interests, skills, experiences, volunteer work done
9. Interview (usually only required at selective colleges)

Take the ACT or SAT

Register on-line for both tests and select the public school nearest you for the testing site.

ACT: www.act.org

SAT: www.collegeboard.com

Fees are payable on line with credit card.

ACT: \$31; with Writing section is \$46

SAT: \$45; reasoning tests are \$20 each

The ACT is offered in October, December, February, April and June. The SAT I is offered in October, November, December, January, March, May, and June. Check the websites for exact test dates and registration deadlines which are five weeks prior to each test date. These tests are only given on Saturday mornings, so plan around your student's sports activities.

All four year colleges require scores from either ACT or SAT I. Check with the college to be sure which score they will need. (All Colorado colleges require the ACT test) Students may retake these tests as many times as they want and the colleges will generally use the highest score. It is important for students to take these tests by the spring of Junior year so they will have time to retake them in the fall of Senior year if their scores are not as high as they need to be. (Trivia: Many colleges give additional scholarship money for ACT scores 30 and above)

Community and Junior colleges do not require either test. They have their own admissions test which they administer after you have applied. They do accept the results of the ACT/SAT if you have them available.

ACT and SAT Preparation Guides

The local bookstores have many books to assist in studying of ACT and SAT. Purchase a book with at least 5 sample tests for you to practice. If you have difficulties, see your favorite teacher to assist you in understanding that particular question or content area. (Example: You don't understand the use of an equation in a math problem or how to solve the problem...see Mr. Block)



<u>Kaplan ACT or Kaplan SAT</u>	(Simon and Schuster)
<u>Getting Into the ACT</u>	(Harcourt Brace)
<u>Cracking the ACT</u>	(Princeton Review)
<u>ACT Success or SAT Success</u>	(Petersons)
<u>10 Real SAT's</u>	(College Board)
<u>Up Your Score (SAT)</u>	(Workman Publishing)
<u>How to Prepare for the ACT</u>	(Barron's)
<u>How to Prepare for the SAT</u>	(Barron's)

College Athletic Eligibility:

The student who wishes to participate in collegiate athletics should notify the coach, athletic director, and school counselor. Students who wish to participate in NCAA Division I and II athletics must be approved by the NCAA Clearinghouse (see the website: www.ncaa.org). Athletes can initiate this process by filing an NCAA Clearinghouse Student Release Form.

In order to be classified as a “qualifier” by NCAA Division I colleges, a student must: **1)** graduate from high school, **2)** complete a core curriculum of at least 13 academic course units (4 English, 2 Math at Algebra I level and above, 2 Natural or Physical Sciences with at least lab course, 2 Social Science, 1 additional course in English, Math, or Science and 2 additional courses in any of the above subjects or foreign language, computer science, or philosophy) and **3)** have a core-course GPA and SAT/ACT score that meets requirements of the Qualifier Index.

The Division II & III Qualifier Index and the NAIA requirements are a little lower. You can get more details at the NCAA website: www.ncaa.org. More details about NAIA is available at: <http://naia.cstv.com/>.



Finding Financial Aid:

The wise student going to college takes on a part-time job: researching for financial aid. Many scholarship deadlines come early in the fall of the senior year. Check out any and all sources, regardless of amount. The first place is the college itself. Ask the admissions counselor for all information concerning scholarships, grants, work studies, etc. Don't overlook where you have worked, where your parents work, your church, and civic groups.

The counseling office also has several scholarship applications. Peruse them during free time at school. (Parents are also invited to do this.) Please make copies in the office of any folders containing only 1 application.

www.fastweb.com **

www.collegeincolorado.org ** (College Opportunity Fund=\$89 per credit hour)

www.nelnet.com ** (monthly drawing for \$1000 scholarship)

www.collegeinvest.com

www.salliemae.com

www.collegenet.com

www.gocollege.com

www.scholarships.com

www.finaid.org

www.nasfaa.org

www.princetonreview.com

**best ones to look at first

*** To receive any financial assistance, a Free Application for Federal Student Aid form must be completed. This should be done as early as possible in January. It can be completed online (see web address below) and a hard copy may be available in the counseling office in December.

www.fafsa.ed.gov (help with FAFSA)

Beware of scholarship scams. They frequently guarantee a scholarship or your money back, they promise to do all the work, they require a fee, they claim to have exclusive information, you become a contest finalist, you are asked to provide your credit card or checking account number. NEVER give money to get a scholarship.



Taking Steps To Move In a Direction:

Many students hope that a test or a person will magically direct them toward a future full of success and happiness. Unfortunately, no such magic wand exists. However, you can create possibilities by talking with people who know you well and contemplating how God has designed you. Consider the following:

1. What interests you the most in activities you have done? Is there a pattern?
2. Do you tend to focus on things, people, data, or ideas?
3. What have inventories or tests such as PLAN, ACT, or the ASVAB indicated you would do well?
4. What comes easily to you? What do you enjoy?
5. What are the physical, social, and mental requirements of a job and do you believe you possess those qualities?
6. For what have people often praised you? How have you successfully and joyfully served others?
7. Some careers demand 4-9 years of education. Are you willing and able to study that long?
8. What are your personal preferences?

working with people	or	working alone
being indoors	or	being outdoors
having a routine	or	having variety
leading	or	following
having freedom	or	having set directions
working with your hands	or	working with your mind
physically active	or	physically comfortable
producing a product	or	providing a service
technical problems	or	social activities
more money	or	more free time

Finding Career Information:

- Future Scan www.futurescan.com
- Occupational Outlook Handbook www.bls.gov
- Career planning, college selection www.mapping-your-future.org
- Career day at school
- Shadow someone on their job in the summer or on school breaks
- Talk with adults about their careers
- Military career guide www.todaymilitary.com/careers

Campus Visits

- _____ 1. Write or call the admissions counselor and schedule a tour of the campus
- _____ 2. Ask the counselor to arrange
 - a. for you to stay overnight in a dormitory
 - b. a meeting with a professor/coach from a program of interest
 - c. for you to visit some classes in session
 - d. at least one meal in the cafeteria, preferably lunch or dinner
- _____ 3. Talk with students at random. Ask them:
 - a. their top 3 likes about the school
 - b. their top 3 dislikes about the school
 - c. what programs are strongest and weakest at the school
 - d. what students do on weekends
 - e. if they like their professors and courses
 - f. if they can get academic or personal help at the school
 - g. what they can have/not have in the dorm room
 - h. how many and why students transfer to another school
- _____ 4. Get 2 or 3 recent issues of the student newspaper. See current topics.
- _____ 5. Visit the student union and read the bulletin boards. What information is shared?
What groups are advertising? What jobs are advertised?
- _____ 6. Check out Christian fellowship groups: InterVarsity, Campus Crusade, Navigators, or the chaplain of your denomination.
- _____ 7. Drive around the campus and then drive outside the campus. Check out the surrounding neighborhood for restaurants and stores within walking distance.
- _____ 8. Visit the library. Are there quiet study carrels?
- _____ 9. Visit the facilities where you will spend much time (lab, gym, laundry room).
- _____ 10. Be prepared to answer why you are considering that college, your possible major, and areas of interest.

Questions To Ask

1. What is the average academic profile for incoming freshmen in terms of GPA test scores, class rank, and courses taken?
2. Do you accept Advanced Placement test scores? Which classes and what score must I have? Can I test out of any courses?
3. Do you offer a program and degree in _____? How many students are in the program now? Where do these graduates work? Are they placed by the college?
3. What extracurricular programs are offered? Intramural? Clubs and organizations? What Christian fellowship groups are on campus?
5. How and when is housing assigned? Where do freshmen live?
6. What is an average class size in the classrooms?
7. What financial aid is offered? Is it need or merit based? What jobs are offered on campus? Off campus? What % of students receives aid? What is the average amount of aid given?
8. How accessible are the professors? Do they teach all the classes?
9. What is the dropout rate here? Why do students leave?
10. What are the resources for academic help? Is there a writing lab?
11. What are the deadlines for admissions? Financial aid? Housing?
12. How will the school help me find my career passion?
13. How long will it take for me to earn a degree?
14. What weekend activities are offered here?
15. What meal plans do you have? What are the optional eating places?
16. What are your top 3 programs of study?
17. Are advisors assigned to freshmen?

God's Promises To Both Student And Parent:

“You whom I have upheld since you were conceived, and have carried since your birth. Even to your old age and gray hairs I am he, I am he who will sustain you. I have made you and I will rescue you.” Isaiah 46:3b-4

“So do not fear, for I am with you; do not be dismayed, for I am your God. I will strengthen you and help you; I will uphold you with my righteous right hand.”
Isaiah 41:10

“‘Never will I leave you; never will I forsake you.’ So we say with confidence, ‘The Lord is my helper; I will not be afraid. What can man do to me?’” Heb. 13:5b-6

“He who began a good work in you will carry it on to completion until the day of Christ Jesus.” Phil. 1:6



“Love God and do as you please.”

-Augustine

Autobiographical Sketch for _____

Choose 3 authority references that know you well inside and/or outside the classroom. Give them three (3) weeks to write the letter. Give them a copy of this sketch and keep one for yourself. It is YOUR responsibility to meet your application deadlines. Gently remind your references of your due dates. This sketch should reveal your unique qualities and experiences. Definitely include non-school information as well as school activities. Being complete and specific will help your reference write an effective recommendation for you.

Submission deadline: _____

College admissions rep OR scholarship group: _____

Name of college OR organization: _____

Address (number and street): _____

City, State, Zip: _____

(for more than one, attach another sheet with the above info)

1. What would you say are the top three accomplishments in your life and why?
2. What are your academic strengths? Weaknesses?
3. What are your personal strengths? Weaknesses?
4. Is your high school academic record an accurate measure of your ability and potential? If not, what circumstances have interfered with your academic performance?
5. List any experiences – extracurricular, person, work, study, or travel – that has been of significant importance to you. Please describe how.

Lutheran High School Parker Transcript Request Form

Date Received _____

Date Sent _____

Allow one week for processing. Lack of planning on your part, does not make it an emergency for the registrar. Transcripts needed on short notice will be charged \$5 each.

DIRECTIONS: Please print and complete the form. LHSP students and first-year alumni are processed free. All others send \$5 check or credit card charge for \$7 for each transcript.

1. Student Name: _____
(Last) (First) (MI)

OR

2. Alumni Name: _____
(Last) (First) (MI or Maiden Name)

Alumni address: _____

Alumni graduation year: _____ Soc.Sec.: _____

3. Name of School(s) or Organization(s) Receiving Transcript: (one per line; check why)
(You may write more on the back of this form.) admission scholarship

4. Check one:

a. _____ Please mail the transcript before _____
(month, day, year)

b. _____ Please give the transcript to the student above in a sealed envelope.

5. "I realize that it is my responsibility to have completed all forms accurately and punctually. I also realize that if I have omitted something or incorrectly marked a form that the transcript process will be delayed."

(student signature)

(date request handed in)

6. Student checklist:

_____ included large enough envelope and affixed sufficient postage

_____ addressed the envelope correctly, both addressee and return addresses

_____ enclosed all required papers, signed and completed, and any fee